

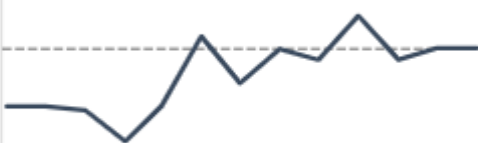













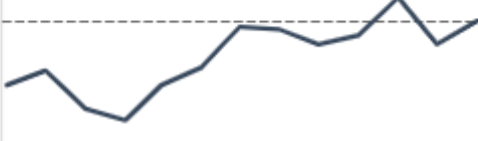







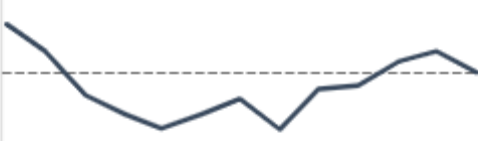







Real Estate Market Update for Newport News VA

Compared to October 2022		Compared to September 2023		October 2023
	10.0% 		-0.0% 	Median Sales Price \$274,997
	-19.7% 		-25.4% 	Settled Sales 147
	11.1% 		5.3% 	Median Days on Market 20
	0.9% 		-0.2% 	Avg % of List Price Received 100.7%
	6.7% 		2.4% 	Median Sold \$/SqFt \$174
	-20.3% 		-18.7% 	New Listings 196
	-14.9% 		-7.1% 	Active Inventory 313
	5.9% 		24.5% 	Months Supply of Inventory 2.1