





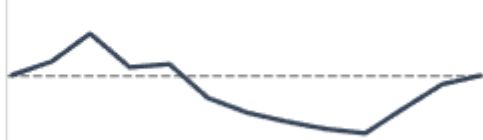























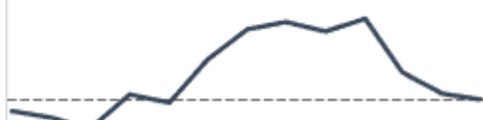



Real Estate Market Update for Chesapeake VA

Compared to April 2023		Compared to March 2024		April 2024
 5.8% 		0.0% 	Median Sales Price \$380,000	
 -0.3% 		6.7% 	Settled Sales 319	
 0.0% 		-28.6% 	Median Days on Market 10	
 -0.6% 		0.4% 	Avg % of List Price Received 100.5%	
 4.3% 		0.0% 	Median Sold \$/SqFt \$204	
 22.5% 		5.5% 	New Listings 425	
 10.2% 		1.7% 	Active Inventory 474	
 10.6% 		-4.7% 	Months Supply of Inventory 1.5	